



Officials Quick Para Road Racing Guide (QPRRG)

D2/R5
04/05/2026



OWNER'S INFORMATION

- Name: _____
- Association: _____
- Contact Number: _____



PURPOSE



- The QPRRG is designed to assist officials as a handy reference on major rules and officiating mechanics for use when working PARA Road Race events. This guide is designed to address events conducted under World Para Athletics (WPA) rules.
- The QPRRG is not meant to replace the WA, WPA or ATFUSA Rule Books or Best Practices.

ACKNOWLEDGEMENTS

- Thanks to the Para Officials who contributed to the design of this booklet.



OVERVIEW



- ROAD EVENT DISTANCES:
 - World Para Athletics (WPA): 5K, 10K, 1/2 & Full Marathon
 - ATFUSA Distances 5K, 10K, 15K, 1/2 Marathon, Marathon



OVERVIEW



- CLASSIFICATION:
 - Athletes competing in PARA Road Competitions are classified by:
 - Gender (Male, Female),
 - Functional Class,
 - Age Group (U17, U20, Open, M35, M50, M60)
 - The “T” class is used for Road Events
- HELMET:
 - For Wheelchair & FrameRunner competitors wearing a helmet, meeting International standards, is compulsory:
e.g. Snell b-84/90/95, BSI 6863, EN 1078.



CLASSIFICATION



PARA CLASSES	DESCRIPTION
11-13	Ambulatory: Visual Impairment – T11 Must run with a guide & Tether, T12's may run with a guide/Tether, T13 run with no guide.
20	Ambulatory: Intellectual Impairment
31 - 34	Wheelchair—Cerebral Palsy, Stroke, Brain Injury (competing in wheelchair)
35—38	Ambulatory: Cerebral Palsy, Stroke, Brain Injury (competing ambulant)
40—41	Ambulatory: Short Stature
42—47	Ambulatory: Limb impairment, without prosthetics (42-44 leg / 45-47 arm)
51—54	Wheelchair: Spinal cord injury
61—64	Ambulatory: Leg Amputee competing with prosthetic
71-72	Cerebral Palsy, Stroke, Brain Injury (competing in FrameRunner)



PARA ROAD GENERAL (1)



BIB Packets - Best Practice For Wheelchairs and FrameRunner Identification:



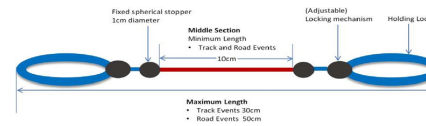
- Timing Chips:
Under frame by
Steering And/Or
Helmet / Back Bib
- Best Practice:
Different Color/No.
ranges for
Gender/Divisions
so broadcast can
differentiate.



PARA ROAD GENERAL (2)



- **VISUALLY IMPAIRED (T11-13) :**
 - T11's, wear gauze patch (or other) & mask over eyes. Rule 6.13
 - T11's (T12's w/guide)
 - Must run with a guide & use a ≤ 50 cm tether, Rule 6.15.4 . Tether must meet WPA Specs
 - Checked in the Call room or the Start team should verify.
 - T12's, may run without a guide,
 - T13's, run with no guide.
 - T12/13 run without a mask
- **FRAMERUNNER:**
 - T71-T72 race in a FrameRunner.





PARA ROAD GENERAL (3)



- Para Ambulatory
 - Comply with all applicable Shoe and Branding requirements Rule 6.2
 - Max Sole thickness 40mm
 - If the Disability causes an issue to comply, a decision must be made prior to competition Rule 6.11.1
 - Comply with Bib location on Breast and Back. Rule 6.8.1
- Amputees:
 - Arm Amputations may use or not use a prosthetic, However, If using the Prosthetic they must finish the event with the prosthetic. 6.12.3a
 - Leg Amputees, T61-T64, must run with prosthetics. Must finish with the prosthetic 6.12,1a
 - Double Leg amputees, T61-T62, must pass their Max. Allowable Standing Height (MASH); checked in the Call Room. Rule 6.12.2, WPA Appendix 3



PARA ROAD GENERAL (4)



- Divisions/Reporting Results:
 - Preliminary results can be posted by the Timer with or without Classes to give participants their times.
 - Final Results at a minimum must be broken down by:
 - Gender: Male or Female
 - Wheelchair—by division(s)
 - Para Ambulatory—by division(s)



PARA ROAD GENERAL (5)



- Possible Divisions — if the Number of Athletes Justify:

- **Wheelchair:**

- Paraplegic
(T33-T34 & T53 T54)
- Quad (T31-T32 & T51-T52)

- **Para Ambulatory**

- VI T11 - 13
- T20
- T35 –T38
- T42-44
- T45-47
- T61-64
- T71-72

- **Wheelchair:**

- T51, T52, T33
- T53, T54, T34

- **Para Ambulatory:**

- T11 - 13 & T20 W/
WO T35-38
- T11-T12
- T13
- T35 –T38
- T42, T44, T62, T64
- T43, T61, T63
- T45-47
- T71-72



CLERK OF COURSE (1)



Clerk of Course, Clerking Team & Starter Assistant

(If Clerks are not used, This is the responsibility of the Chief Starter):

- Clerk of Course Supervises and assigns responsibilities to the clerking team.
- Verify athletes' names, bib numbers, and events.
- Notify athletes of report time and location for each event entered.
- Confirm athletes are wearing correct bib/hip numbers in the correct location and corresponding to start list. (WC– hip numbers worn on Helmet camera side)



CLERK OF COURSE (1)



Clerk of Course, Clerking Team & Starter Assistant

(If Clerks are not used, This is the responsibility of the Chief Starter):

- Ensure athletes - clothing, helmet, shoes and spike length according to WPA rules.
- Ensure T11's have Gauze, & Mask to cover their eyes, and T11 & T12 (if using guide) check correctness of the 30cm Tether (50cm for Road Race).
- **14 & older T/F61-62 (double amputee) shall not exceed their Max Height (MASH, given by Classifiers or from Classification file on Web).**

MASH is validated in Call room by 2 officials on the MASH Form

(Form <http://atfusa.org/FORMS/MASH%20Call%20Room%20Form.pdf>)

MASH RECORDER FORM

All athletes who use a MASH measurement must be measured during your WPA assigned measurement and pre-race classification measurement. It is the official's responsibility that they are measured at every event. The official measuring height can be a call room clerk, technical official, head official or classifier. The measurement must be taken using a stadiometer or tape measure.

The form is to be filled out and signed by the person completing the measurement and signed by official who measured. Classified as T11, T12, F61 or F62 (double)

Validation of Maximum Allowable Standing Height (MASH) for Athlete's wearing bilateral prostheses.

Competition Name: _____
Competition Date: _____
Event: _____

Athlete's standing height is less than or equal to the MASH permitted.

Athlete	SIC	Event	Measured Height	MASH Limit

Official Name 1: _____ Official Signature: _____

Official Name 2: _____ Official Signature: _____

All forms should be submitted to your classification clerk with competitor results.

This document is made available for your use and is not to be reproduced without permission.

USA Track & Field, Inc. is a 501(c)(3) organization.

USA Track & Field, Inc. is a 501(c)(3) organization.



CLERK OF COURSE (2)



PRE-RACE:

Verify wheelchairs comply with WPA rules.

- **Shall have two (2) large rear wheels and one (1) small front wheel.**
(Note at Community & Regional races a 4 wheel wheelchairs may be used.)
- **Must have a functional braking system** for safety purposes.
- **No mechanical gears** or levers are allowed to propel the wheelchair.
- No use of mirrors.
- **The front wheel(s) must be able to mechanically turn left and right for steering purposes.**
- The use of fairings or similar devices to improve performance is not permitted.
- No element of the wheelchair or its attachments or accessories may incorporate energy storing capacity (e.g. elasticity) for the purpose of enhancing performance.



CLERK OF COURSE (3)



Verify wheelchairs comply with WPA rules.

- **COMMUNICATION:** Devices attached to the wheelchair or athlete shall comply with Rule 7.4d (assistance) and shall not have the capability to communicate except to the athlete.
- **Chair:** No part of the frame and/or any attachments to it, **including body parts**, shall extend forward beyond the hub of the front wheel, backwards beyond the rearmost vertical plane of the rear wheels (including tires), or outside of the push rims .
- The width of the frame, and any of its attachments, shall not be wider than the length between the insides of the rear wheel
- The **max. height from the ground to the bottom of the wheelchair frame - 50 cm.**
- The frame structure must be made of a material which provides sufficient stability and stiffness for safety purposes.
- **Only one plain, round, push-rim is allowed for each large wheel.**



CLERK OF COURSE (4)



Verify wheelchairs comply with WPA rules continued:

- The frame structure shall incorporate a seat.
- The use of Sideguards may be added to protect the athlete from the wheels, and shall be in compliance with Rule 14.2 (a).
- **The max. Wheel dia. , including inflated tire \leq ; large - 70 cm, small - 50 cm.**



CLERK OF COURSE (5)



Verify FrameRunner complies with WPA rules Rule 14.8-10 :

- Max Height of all Wheels \leq 72cm
- Overall Length \leq 200cm
- Overall Width \leq 95cm





CLERK OF COURSE (6)



- Have white duct tape available to cover non-conformant advertising on chairs, or prosthetics.
 - NOTE 1: Only in WPA National/International Races where branding is an issue,
 - NOTE 2: Some Abbott Marathon series events allow the athletes to show their sponsor advertising.
- Transport: Supervise between clerking area and competition area.
- Position Athlete: Place each athlete in the correct race or position and inform the Starter, athletes are ready.



START INFORMATION (1)



Chief Starter:

- Allocate and supervise duties of the start team.
- Inform Starter to initiate the start once everything is in order.
- Act as a liaison between the timing company staff and judges.
- Keep all paperwork produced during the start procedure.
- Instruct starter crew that a Start Recall is not allowed.



START INFORMATION (2)



Starter:

- Shall have entire control of athletes at the start (with Start Referee/Chief Starter) and judge whether any athlete has committed a false start.
- Ensure Wheelchair or FrameRunner Front Axle is behind the start line. The Front of tire may be over.

The Start:

- Ensure Chief Timer/Photo Timer is ready.
- **Give the Racers a 5 minute, 3 minute and 1 minute warning**

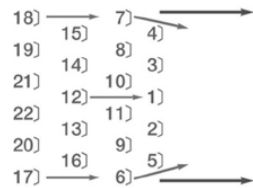


START INFORMATION (3)



WheelChair Grid:

- WPA WC start grid,
- Different conditions support equal No. of athletes in each row.
Placing Highest Ranking Athlete (1) in the center and go left and right from the Center for 2,3,..., Similar for Rows 2+.
- For Sizing a WC start grid use a WC size of 7' long by 3' wide.
(Ex: 8 chairs across 24' X 7' deep for each Row)



WPA



Boston W/WPA Start



NYC 6 X 6 W/ Taped Grid



WPA ITO/ NTO/ REF



- Allocates duties and supervises: Judges, Umpires, Timer
- Has authority to warn/disqualify for misconduct. (Yellow or Red Card)
- Certifies record performances.
- Decides on matters not covered in the rules.
- Rules on protests. & ensures a 3 person Protest committee is named.



UMPIRE (1)



Umpires:

- Eyes and ears of the Referee
- Oversees conduct of all races and Guide exchanges.
- Write a report “incidents of concern” with details of the incident:
 - Document
 - what happened,
 - where it happened,
 - who did it (BIB, Athlete , any identifying athlete/chair information).
- See Violation Codes



FINISH LINE



Finish Line:

- Works with the Timer to verify all Athletes finish Fairly and times are recorded.



TIMING 1



Hand timing, digital readout only:

- Races held partly or entirely outside the stadium will be rounded up: to the next nearest full second;
e.g., 2 hours 12 minutes 25.35 seconds = 2:12.26
- The watch should be started with the flash of the gun and stopped when:
 - Ambulatory – Torso,
 - Wheelchair or Frame Runner – Front Axle, crosses the finish line.



TIMING 2



FAT Timing Device Operator:

- Have a plan to communicate with the start team and finish judge, confirm they are ready for the race.
- If FAT fails at the start of a race, contact start team immediately to use the backup plan in place.
- Make sure the system is ready before each race and division
- Make sure the Starter knows that the crew is ready for each race - get a signal.
- Monitor - start of every race/during the race for absentees, fallers, drop outs .
- Splits— Make sure the race conforms with WA/WPA rules for where intermediate timing / signage is placed. Ex at 5K,10K, 15K ETC verses Miles.



TIMING 3



Reading Photo-finish Pictures:

- FAT has priority over manual timers and judges.
- Confirm - correct race, athletes and every athlete has a recorded time.
- Read athletes first to last. Ensure final result is in correct order. Work as a team.
- Verify with other cameras & use Judges/Timekeepers to crosscheck decisions to help with problems.
- Record performances must be certified by:
 - Referee & Chief Photo Finish Judge.
- Readout to nearest hundredth (.01)
- Breaking ties: report times in thousandths of a second.
- If possible, use two similar FAT systems.



TIMING 4



Photo-finish Issues:

- Report every problem to the Referee.
- If FAT fails, notify Referee.
- FAT does not start – take a picture, it may be useful for placings.
- Disqualifications – only timekeepers should be told potential time.
- No picture/no file: may be hidden, saved in the wrong place or wrongly named.
- In case of a power outage, check temporary files for files.



Reasons For Warnings And/Or DQ



Road Race -DQ:

- VI—Guide Finishes before the athlete 49.6(b)
- Leave the Course & Shorten Distance, 49.10
- T11/12 -Failure to use Guide at interchange, 49.14
(for the Marathon upto 2 may be used)
- Wheelchair Drafting—improperly 49.15
 - Different Gender,
 - Behind a Different Sport Class
 - Too Close Behind a Motorized Car/Truck/ BicycleDrafting — Closer than 5m for 1 minute or longer



Reasons For Warnings And/Or DQ



WARNING—YELLOW CARDS:

Unsportman Conduct	8.1	Abort Start for no Reason	17.5(a)
Removing Article of Clothing	6.1.2	Delay the Start	17.5(b)
Removing EYE Patch/Mask/ Glasses before end	6.14.3	Disturb the Start	17.5(c)
Non Compliant Equipment	6.16.1	Leave Event W/O permission	24.19
Remove Helmet	6.17.3	Collecting Water from non- Off. person/ another Athlete	49.8(h)
Athlete giving /Receiving Asst.	7.2	Athlete Guide Runner Finish	49.6
Use of Comm Electronic Equip.	7.3(b)	Before Athlete	
Prohibited Technology	7.3(c)	Failure to Exchange Guides	49.14
Advice To/From Officials	7.3(d)		
Use of WC in Amb Event	7.3(e)		
To access Field of Play			



Reasons For Warnings And/Or DQ



RUNNING VIOLATIONS –DQ

Pacing—not in race/laped/ED 17.3 VI Guide/Athlete not tethered 18.2(c,d)

(a)

Phy. Assist from other Athletes 7.3(f)

VI Ath/Guide (release Tether) 7.9.5

Push/Pull/Sing Shot Assistance 7.10.4

False Start 17.8

Obstruction by Athlete/Guide 18.1

(b)

Propel WC other than PushRim 18.3

Improper Passing 18.4



Reasons For Warnings And/Or DQ



GENERAL:

Failure to Participate	5.4(a)	DQ
Fail—Bona fide Effort	5.4 (c)	DQ
Fail to report to Call Room	5.4(d)	DQ
Improper— clothing/shoes/bib	6.9	DQ
T61-T64 Finish without Pros.	6.12.1(a)	DQ
T45-T47 Finish without Pros.	6.12.3(a)	DQ
Tether Breaks during the Race	6.15.3	DQ
Unsporting/improper Conduct	8.1	YC/RC/YRC



CARDS




INDEX:


- No violation: GREEN card.
- Disqualification: RED or RED/BLACK (starter) card.
- Warning: YELLOW card
- Warning, 1st. False Start Jr. YELLOW/BLACK (starter) card.
- Run Under Protest: RED/WHITE card (USA Only: ATFUSA & USATF)


- The red card (referee) should be shown (generally) in conjunction with an athlete's second yellow before showing the red card.


















40











45



D1/R3: 04/03/2026



Thanks to:

Jerry Clayton

Louise Buskas

Philip Galli

Paul Johnson

Paul Kolterjahn

Trisha Yurochko

James Strunk